

# shinymgr: : CHEAT SHEET

An R package for developing rapid, reproducible analyses with Shiny



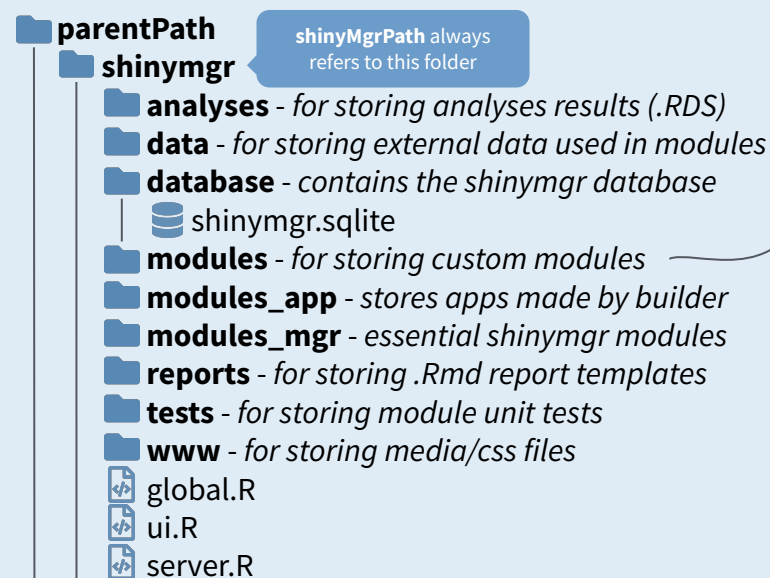
## shinymgr tutorials

```
learnr::available_tutorials(package = "shinymgr")
learnr::run_tutorial(name = "intro", package = "shinymgr")
```

## Setting up shinymgr

```
shinymgr::shiny_mgr_setup(parentPath, demo = FALSE)
# - set demo = TRUE to include example apps and modules
```

### DIRECTORY BREAKDOWN

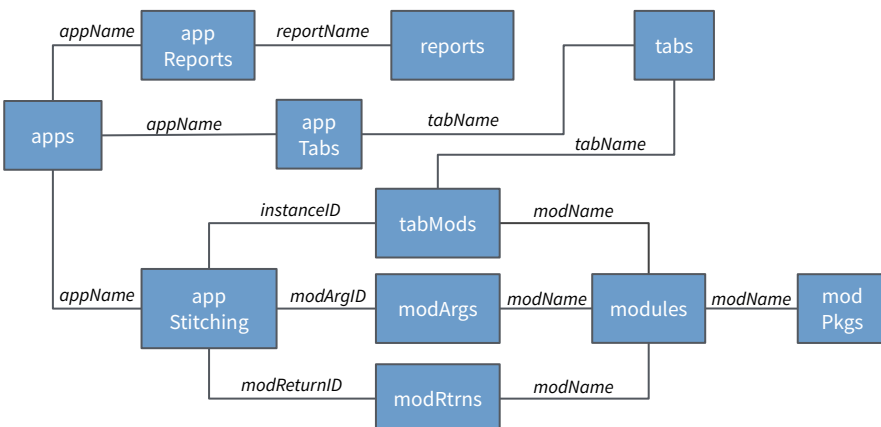


### LAUNCHING THE SHINYMGR GUI

```
shinymgr::launch_shinymgr(shinyMgrPath)
```

## The shinymgr database

Keeps track of apps, modules, reports, and instructions for the app builder



### DATABASE QUERIES

```
shinymgr::qry_app_flow(appName, shinyMgrPath)
shinymgr::qry_app_stitching(appName, shinyMgrPath)
shinymgr::qry_mod_info(modName, shinyMgrPath)
shinymgr::qry_row(tableName, rowConditions, colConditions, shinyMgrPath)
```

## Writing shinymgr modules

### STARTING MODULE SCRIPTS

```
shinymgr::mod_init(modName, "author", shinyMgrPath)
```

### MODULE SCRIPT HEADER

```
### ModName = module function name (no spaces)
### ModDisplayName = module display name
### ModDescription = description of module
### ModCitation = citation for module
### ModNotes = developer notes
### ModActive = 1/0
### FunctionArg = argumentName !! description !! class
### FunctionReturn = returnName !! description !! class
```

### MODULE UI FUNCTION

```
new_mod_ui <- function(id) {
  ns <- NS(id)
  tagList(
    # UI components go here
  )
}

See the Shiny Widget Gallery for examples
```

### MODULE SERVER FUNCTION

```
new_mod_server <- function(id, argNames) {
  moduleServer(id,
    function(input, output, session) {
      ns <- session$ns
      # Server components go here
      return(
        reactiveValues(
          returnName1 = reactive(returnName1()),
          returnName2 = reactive(returnName2())
        )
      )
    }
  )
}
```

### TESTING MODULES (SERVER FUNCTION ONLY)

```
test_that("something works", {
  # create any reactive argument values here
  testServer(app = new_mod_server, args = list(), {
    # create some hard-coded expected values
    # execute tests, often using expect_*() functions
  })
})
```

### REGISTERING MODULES

```
shinymgr::mod_register(modName, shinyMgrPath)
```

### VERIFYING MODULE INFO

```
shinymgr::check_mod_info(modName, shinyMgrPath)
```

## Deleting from the database

**shinymgr::delete\_\*** all use the same arguments:

**"name", shinyMgrPath, fileDelete = FALSE**

**shinymgr::delete\_app()** - deletes app from the database

Set `fileDelete = TRUE` to delete the app R script

**shinymgr::delete\_mod()** - deletes module from the database

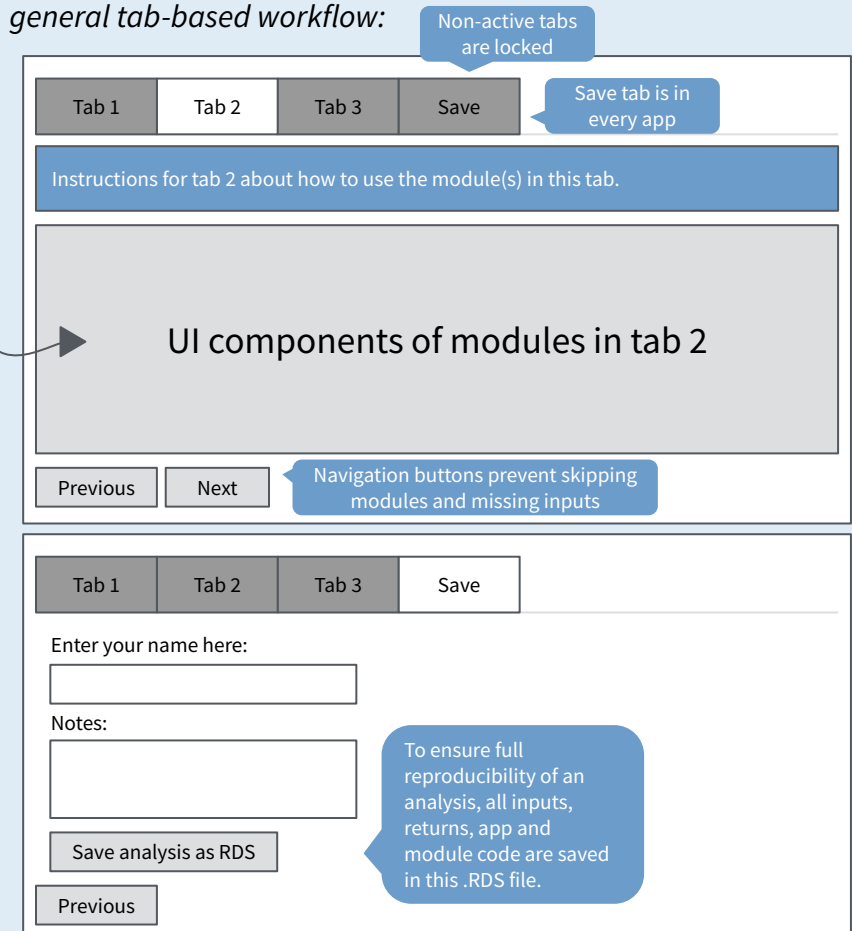
Set `fileDelete = TRUE` to delete the module R script

**shinymgr::delete\_report()** - deletes report from the database

Set `fileDelete = TRUE` to delete the report .Rmd file

## shinymgr apps

Apps are created by the shinymgr app builder and their scripts are stored in the `modules_app` folder. Apps all follow the same general tab-based workflow:



### RECREATE AN ANALYSIS FROM THE .RDS FILE

```
shinymgr::restore_analysis(analysis_path)
shinymgr::rerun_analysis(analysis_path)
```

## Report .Rmd templates

```
---
title: 'Report title here'
output: html_document
params:
  file:
    input: file
    label: "Choose analysis output .RDS"
    value: ""
    multiple: FALSE
---
`{r setup, include=FALSE}
library(knitr)
knitr::opts_chunk$set(echo = FALSE)
ps <- readRDS(params$file)
`{r}
```